





matthew ryburn

Retail Environment

Modern Jewelry Store

600 sq. ft.





Retail Environment

Walmart Vision Center

900 sq. ft.






Retail Environment

Modern Jewelry Store

600 sq. ft.





Retail Environment

Modern Jewelry Store Concept

600 sq. ft.






Retail Environment

Department Store Jewelry Area

3500 sq. ft.





Complete Marketing Experience


Floor and Counter Displays with
Special Packaging





matthew ryburn

Counter Top Displays






Floor Displays

Shop -N - Shop

In-Store Marketing





Floor Displays

Shop -N - Shop

In-Store Marketing





Floor Displays

Shop -N - Shop

In-Store Marketing





Displays

In-Store Marketing

Digital Integration




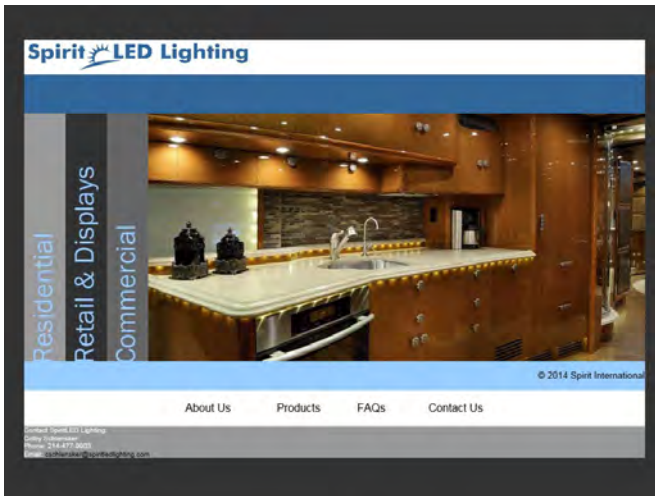


Branding/Logo





Interactive/Website





matthew ryburn

Wayfinder

Directional Signage

Graphics





Exhibit Design

Rental Designs

Various Configurations



FREEMAN
AECF 2010/11 November 6, 2009






Exhibit Design

GE Transportation

3600 sq. ft.



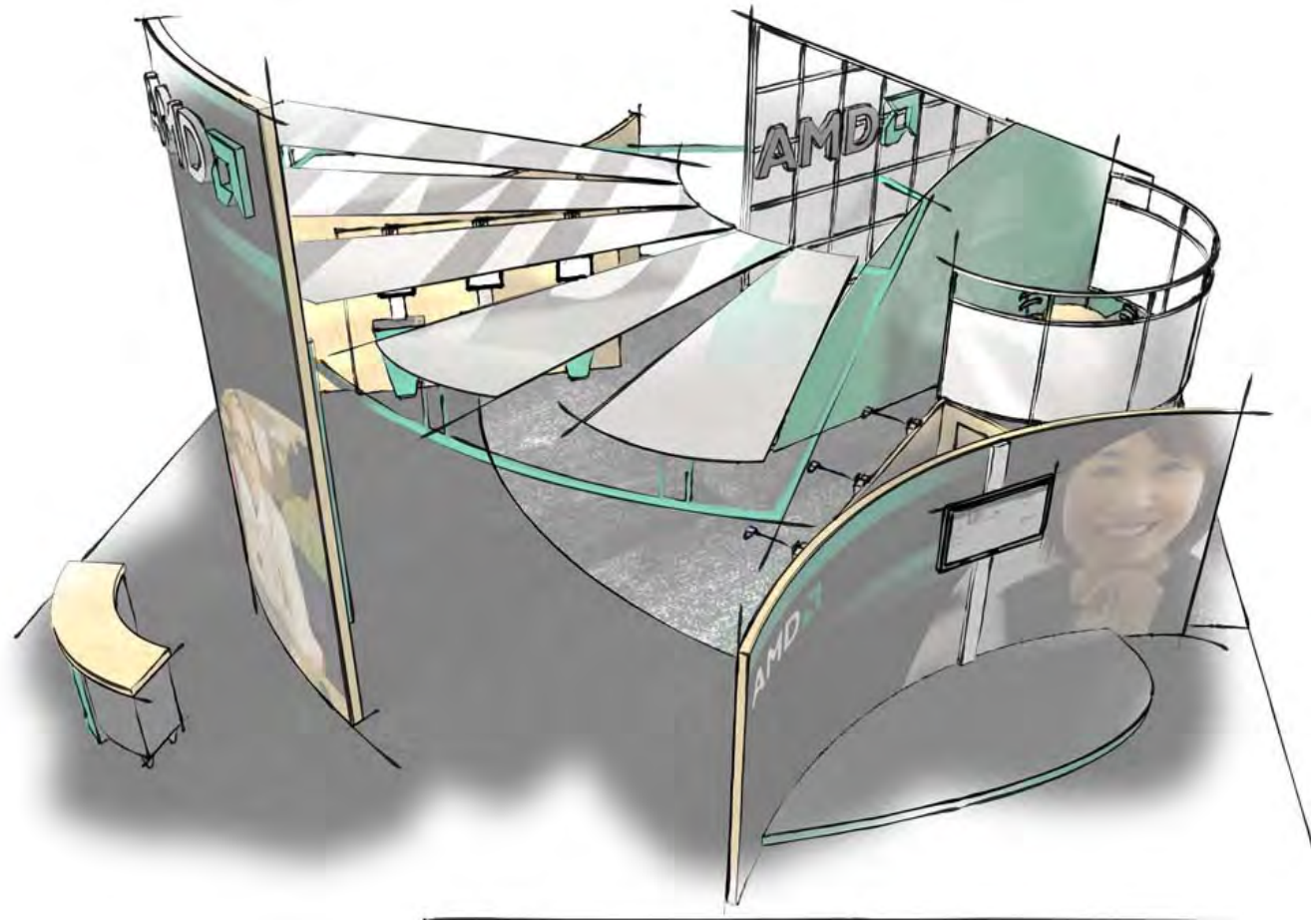




Exhibit Design

AMD

Various Configurations





matthew ryburn

Exhibit Design

Venture

1500 sq. ft






Exhibit Design

Serono

Various Configurations

